

The slide features several decorative floral illustrations. In the top left, there are two daisy-like flowers on a stem with green leaves, tied with a pink ribbon. In the top center, there are clusters of red, bell-shaped flowers. In the top right, there are several orange, daisy-like flowers on a stem with green leaves, also tied with a pink ribbon. In the bottom left, there are clusters of small orange flowers on a stem. In the bottom center, there is a large, detailed illustration of a green leaf. In the bottom right, there are clusters of small orange flowers on a stem, and a single large white flower with a yellow center is partially visible on the far right edge.



Neurodiversity at Work Trainee Presentation!

Sanyah Bhatti



About Me!



- Senior Public Health and Psychology double-major at UMBC
 - Dream job: Program consultant for institutions that address health issues among minority populations
 - Fun fact: I love nature!
- 
- 



My Role

01.

Developing Useful Skillsets

Helping community members develop skills that are applicable in the workplace.

02.


Emotional Support

Managing behavior in public settings and helping community members control heightened emotions

03.

Service Notes

Completed after each service communicating detailed reports about how the service went.



New Skills

01.

Communication

Clear and empathetic, verbal and non-verbal



02.

Flexibility

Adapting to unexpected changes and individuals needs



03.

Program Planning

Practicing how to set up and deliver structured and impactful programs

Key Takeaways



Each individual is different.

Each community member has different strengths and weaknesses and should be handled in ways that cater to their needs.

Community members want to be understood.

Community members want to be recognized as human, and not always an individual with a disability.



My Groups

